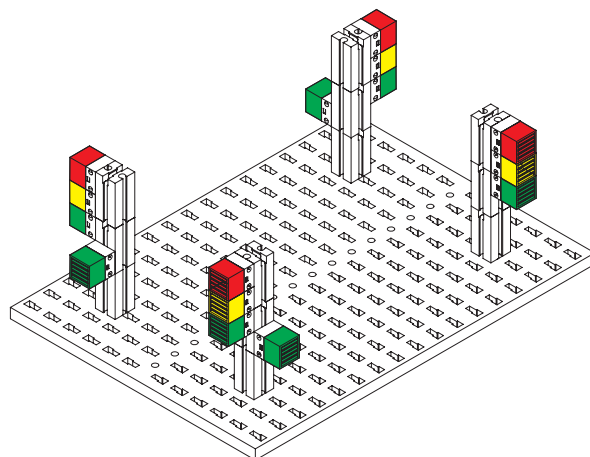


SEMAFOR 4 svijetla

OSNOVNI PRIBOR



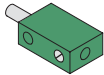
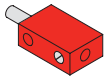
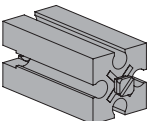




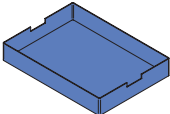
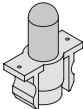
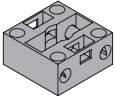
40000 Čakovec,
T. Goričanca 2
tel: 040/364-445
fax:040/364-230

WEB: <http://www.didakta.hr>
E-mail: didakta@ck.t-com.hr

fischertechnik 

SEMAFOR 4 svijetla

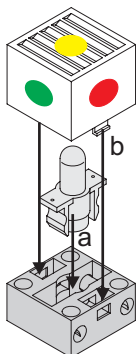
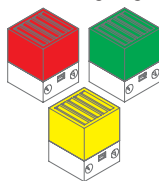
ELEMENTI

16		31336	
16		31337	
12		32879	
1		32985	
4		35079	
8		35084	
4		35085	
1		36360	
16		37869	
16		38216	

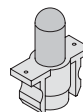
SEMAFOR 4 svijetla

1

Sastavljanje svijetla



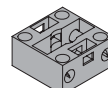
1



x 1 - 37869



x 1 - 35085



x 1 - 38216



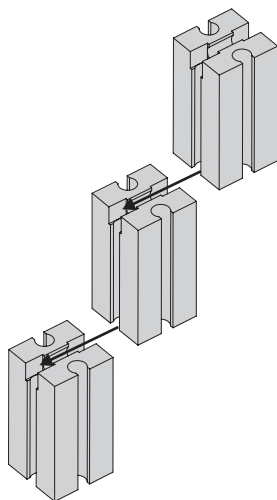
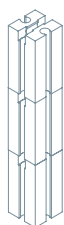
x 1 - 35084



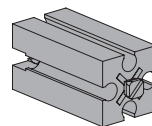
x 1 - 35079

Sastavite četiri crvena, četiri žuta i osam zelenih svijetla.

Sastavljanje stupa



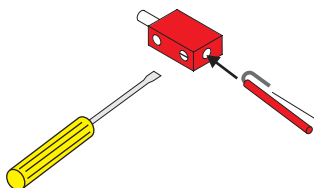
2



x 3 - 32879

Sastavite četiri stupa

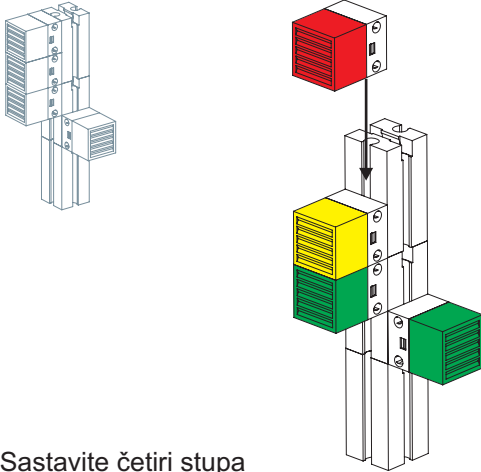
Montaža žice u buksnu



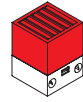
presavinuti goli kraj žice i umetnuti tako da bude suprotno od vijka

SEMAFOR 4 svijetla

2



3



x 1 - crveno



x 2 - zeleno



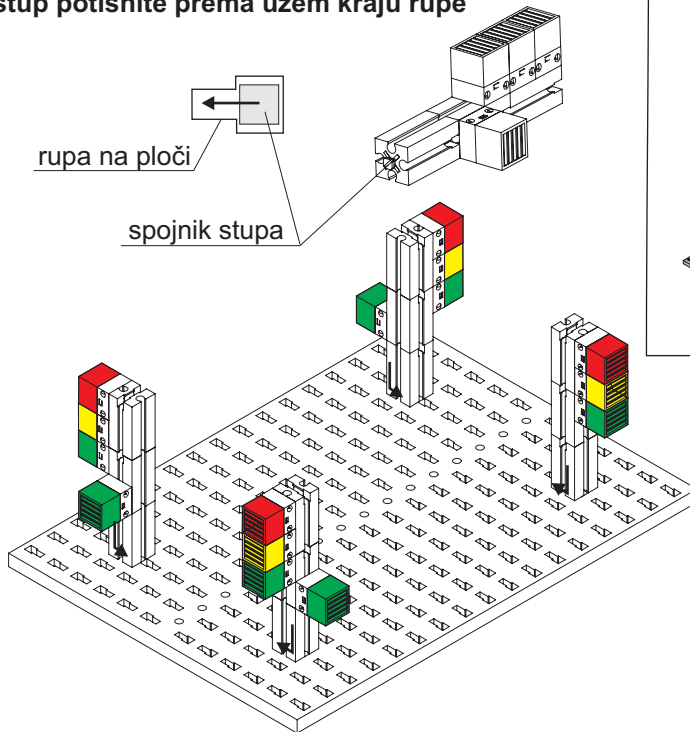
x 1 - žuto

x 1 - stup

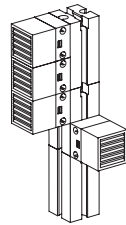
Sastavite četiri stupa

Sastavljanje


- spojnik stupa umetnite u širi kraj rupe i stup potisnite prema užem kraju rupe



4



x 4 - stup



x 1 - 32985